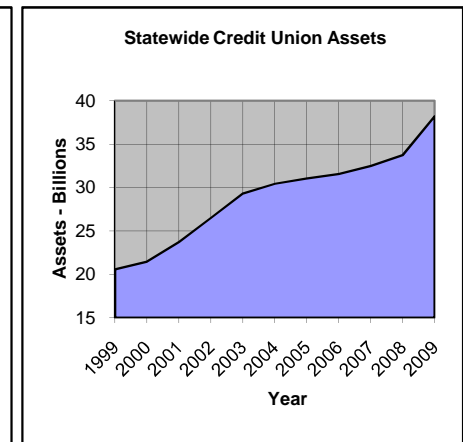
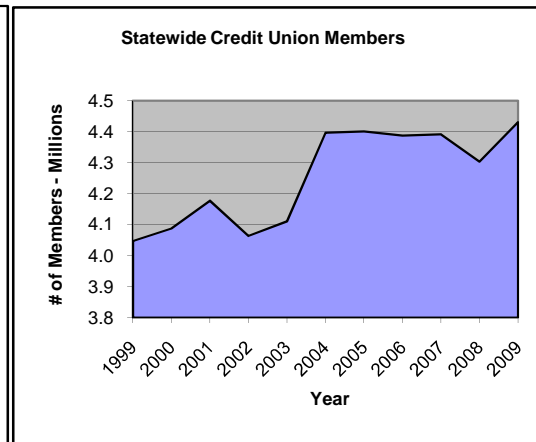
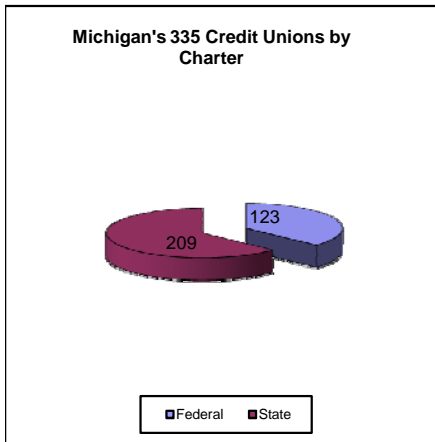


There are 8 credit unions in the Ann Arbor area with 124,505 members. In total these credit unions represent almost \$658 million in loans outstanding and over \$872 million in deposits.



Ann Arbor Area Credit Union as of December 31, 2009	Assets	Loans	Shares	Members	# of Offices
2nd Baptist Ch. of Ann Arbor FCU	\$ 124,859	\$ 26,707	\$ 90,429	263	1
Ann Arbor Postal FCU	\$ 987,131	\$ 564,071	\$ 642,460	298	1
Community Driven CU	\$ 55,892,905	\$ 29,696,847	\$ 48,050,084	10,714	2
Eastern Michigan University CU	\$ 18,061,359	\$ 7,871,000	\$ 15,317,120	2,783	1
MidWest Financial CU	\$ 184,999,704	\$ 141,694,243	\$ 164,617,355	17,625	5
TLC Community CU	\$ 309,875,430	\$ 200,189,931	\$ 269,332,988	39,452	5
University of Michigan CU	\$ 397,505,431	\$ 258,198,058	\$ 348,489,455	46,705	1
Ypsilanti Area FCU	\$ 28,833,027	\$ 19,333,769	\$ 25,584,806	6,665	2
8	\$ 996,279,846	\$ 657,574,626	\$ 872,124,697	124,505	18

State Chartered Credit Unions	Assets	Loans	Shares	Members	# of Offices
Community Driven CU	\$ 55,892,905	\$ 29,696,847	\$ 48,050,084	10,714	2
Eastern Michigan University CU	\$ 18,061,359	\$ 7,871,000	\$ 15,317,120	2,783	1
MidWest Financial CU	\$ 184,999,704	\$ 141,694,243	\$ 164,617,355	17,625	5
TLC Community CU	\$ 309,875,430	\$ 200,189,931	\$ 269,332,988	39,452	5
University of Michigan CU	\$ 397,505,431	\$ 258,198,058	\$ 348,489,455	46,705	1
5	\$ 966,334,829	\$ 637,650,079	\$ 845,807,002	117,279	14

Federal Chartered Credit Unions	Assets	Loans	Shares	Members	# of Offices
2nd Baptist Ch. of Ann Arbor FCU	\$ 124,859	\$ 26,707	\$ 90,429	263	1
Ann Arbor Postal FCU	\$ 987,131	\$ 564,071	\$ 642,460	298	1
Ypsilanti Area FCU	\$ 28,833,027	\$ 19,333,769	\$ 25,584,806	6,665	2
3	\$ 29,945,017	\$ 19,924,547	\$ 26,317,695	7,226	4